



### **Preparing apparatus**

These Confidential Instructions detail the apparatus required for the experiments in the Question Paper. It is essential that absolute confidentiality is maintained in advance of the examination: the contents of these Confidential Instructions must not be revealed either directly or indirectly to candidates.

No access is permitted to the Question Paper in advance of the examination.

### **Number of sets of apparatus**

The number of sets of apparatus provided for each experiment should be  $\frac{1}{2}N$ , where  $N$  is the number of candidates taking the examination. There should, in addition, be a few spare sets of apparatus available in case problems arise during the examination.

### **Organisation of the examination**

Candidates should be allowed access to the apparatus for each experiment for one hour only. After spending one hour on one experiment, candidates should change over to the other experiment. The order in which a candidate attempts the two experiments is immaterial.

### **Assistance to candidates**

Candidates should be informed that, if they find themselves in real difficulty, they may ask the Supervisor for practical assistance, but that the extent of this assistance will be reported to the Examiner, who may make a deduction of marks.

Assistance should only be given:

- when it is asked for by a candidate,
- or as directed in the Notes sections of these Confidential Instructions,
- or where apparatus is seen to have developed a fault.

Assistance should be restricted to enabling candidates to make observations and measurements. Observations and measurements must not be made for candidates, and no help should be given with data analysis or evaluation.

All assistance given to candidates must be reported on the Supervisor's Report.

### **Faulty apparatus**

In cases of faulty apparatus (not arising from a candidate's mishandling) that prevent the required measurements being taken, the Supervisor may allow extra time to give the candidate a fair opportunity to perform the experiment as if the fault had not been present. Any action taken must be reported on the Supervisor's Report.

### **Supervisor's Report**

The Supervisor should complete the Supervisor's Report on pages 7 and 8 and enclose it in the envelope containing the answers of the candidates. If more than one envelope is used, a copy of the report must be enclosed in each envelope.

**Question 1****Apparatus requirements (per set of apparatus unless otherwise specified)**

50 cm length of plastic channelling (e.g. Wickes product code 710888 at wickes.co.uk). See Note 1.

Adhesive tape (e.g. Sellotape). See Note 1.

Three wooden strips each of approximate dimensions 1.5 cm × 2 cm × 50 cm.

String loop of approximate circumference 20 cm.

20 g of adhesive putty (e.g. Blu-Tack).

Stand, boss and clamp.

Glass sphere of approximate diameter 18 mm (e.g. a marble).

Small container to hold the glass sphere.

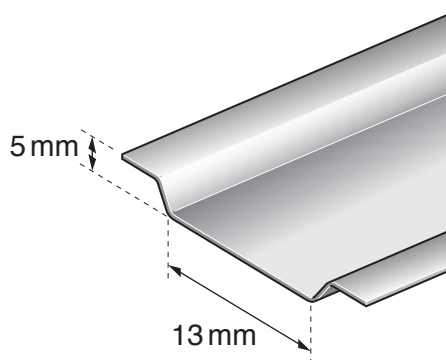
Stopwatch reading to 0.1 s or better.

Half-metre rule with a millimetre scale.

Small set square.

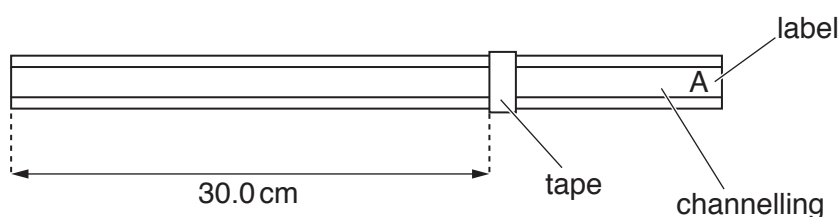
**Notes**

- 1 The channelling should be rigid and have the approximate dimensions shown in Fig. 1.1.



**Fig. 1.1**

Fix adhesive tape around the channelling, and label the end A as shown in Fig. 1.2.



**Fig. 1.2**

- 2 The apparatus should be laid out on the bench. If the apparatus is to be used by another candidate, then it should be restored to its original state.

**Information required by Examiners**

Sample set of numerical results, clearly labelled 'Supervisor's Results' and obtained out of sight of the candidates by the Supervisor, who should be a teacher of Physics or other competent physicist.

**Question 2****Apparatus requirements (per set of apparatus unless otherwise specified)**

30 cm hacksaw blade.

String of approximate length 75 cm with approximate mass per unit length  $0.001 \text{ kg m}^{-1}$ . See Note 1.

String of approximate length 75 cm with approximate mass per unit length  $0.002 \text{ kg m}^{-1}$ . See Note 1.

Two 10 g slotted masses. See Note 1.

Scissors.

Two wooden blocks each with approximate dimensions  $1.5 \text{ cm} \times 6 \text{ cm} \times 20 \text{ cm}$ . The ends should be cut squarely. See Note 2.

Plastic-coated cloth adhesive tape (duct tape) at least 4 cm wide. See Note 2.

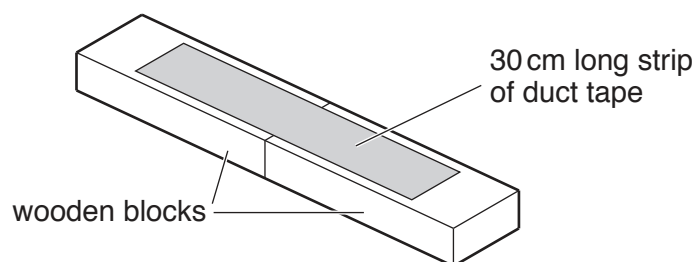
G-clamp suitable for clamping a block to the bench.

Card. See Note 3.

Metre rule with a millimetre scale.

**Notes**

- 1 One end of each string should be securely tied to a 10 g mass.
- 2 Connect the two wooden blocks end to end using one strip of duct tape along the top faces, as shown in Fig. 2.1.

**Fig. 2.1**

- 3 The card should give the mass per unit length (to the nearest  $0.00001 \text{ kg m}^{-1}$ ) of each type of string provided. An example is shown in Fig. 2.2.

string	mass per unit length $\mu/\text{kg m}^{-1}$
thinner	0.00081
thicker	0.00215

**Fig. 2.2**

- 4 The apparatus should be laid out on the bench. If the apparatus is to be used by another candidate, then it should be restored to its original state. New strings with masses should be provided.

### Information required by Examiners

Sample set of numerical results, clearly labelled 'Supervisor's Results' and obtained out of sight of the candidates by the Supervisor, who should be a teacher of Physics or other competent physicist.

---

Permission to reproduce items where third-party owned material protected by copyright is included has been sought and cleared where possible. Every reasonable effort has been made by the publisher (UCLES) to trace copyright holders, but if any items requiring clearance have unwittingly been included, the publisher will be pleased to make amends at the earliest possible opportunity.

To avoid the issue of disclosure of answer-related information to candidates, all copyright acknowledgements are reproduced online in the Cambridge International Examinations Copyright Acknowledgements Booklet. This is produced for each series of examinations and is freely available to download at [www.cie.org.uk](http://www.cie.org.uk) after the live examination series.

Cambridge International Examinations is part of the Cambridge Assessment Group. Cambridge Assessment is the brand name of University of Cambridge Local Examinations Syndicate (UCLES), which is itself a department of the University of Cambridge.

**This form should be completed and sent to the Examiner with the scripts.**

### **SUPERVISOR'S REPORT**

The Supervisor's Report should give full details of:

- (a) any help given to a candidate (including the nature of the help given and the name and candidate number of the candidate);
- (b) any cases of faulty apparatus (including the nature of the problem, the action taken to rectify it, any additional time allowed, and the name and candidate number of the candidate);
- (c) any accidents that occurred during the examination;
- (d) any other difficulties experienced by candidates, or any other information that is likely to assist the Examiner, especially if this information cannot be discovered in the scripts.

Cases of individual hardship, such as illness, bereavement or disability, should be reported directly to Cambridge on the normal Special Consideration Form.

#### **Information required by Examiners**

For each question, please enclose a sample set of numerical results, obtained out of sight of the candidates and clearly labelled 'Supervisor's Results'.

#### **Supervisor's Report**

**Supervisor's Report (continued)**

**Declaration**

(to be signed by the Supervisor)

The preparation of this practical examination has been carried out so as to maintain fully the security of the examination.

Signed .....

Name .....

Centre number .....

Name of Centre .....